

Deploying Oracle FLEXCUBE Investor Servicing Application
on WebSphere
Oracle FLEXCUBE Investor Servicing
Release 14.5.2.0.0
[November] [2021]



Table of Contents

- 1. DEPLOYING ORACLE FLEXCUBE INVESTOR SERVICING ON WEBSHERE 1-1
 - 1.1 INTRODUCTION 1-1
 - 1.2 DEPLOYING APPLICATION..... 1-1
 - 1.2.1 *FCIS Application Deployment*..... 1-1
 - 1.3 STANDALONE SCHEDULER CONFIGURATION 1-9

1. Deploying Oracle FLEXCUBE Investor Servicing on WebSphere

1.1 Introduction

This document explains the steps to deploy the Oracle FLEXCUBE IS application on IBM WebSphere application server.

1.2 Deploying Application

1.2.1 FCIS Application Deployment

To deploy Oracle FLEXCUBE IS application on WebSphere application server, you need to follow the steps given below:

1. Open the Administrative Console of WebSphere server:

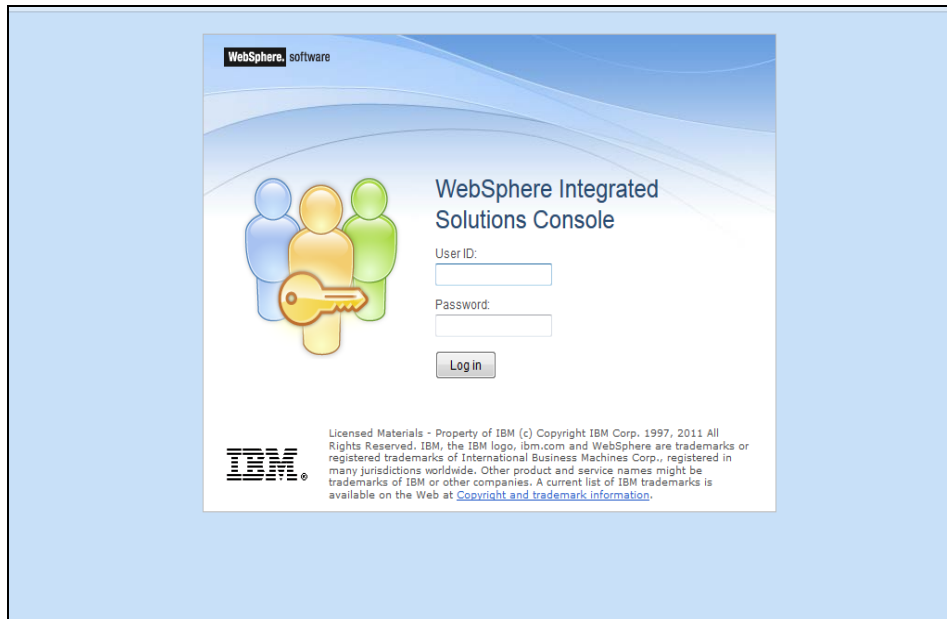
Open an internet browser and type the WebSphere Admin Console URL:

<http://{Host}:{Port}/ibm/console>.

Eg: <https://10.10.10.10/ibm/console>

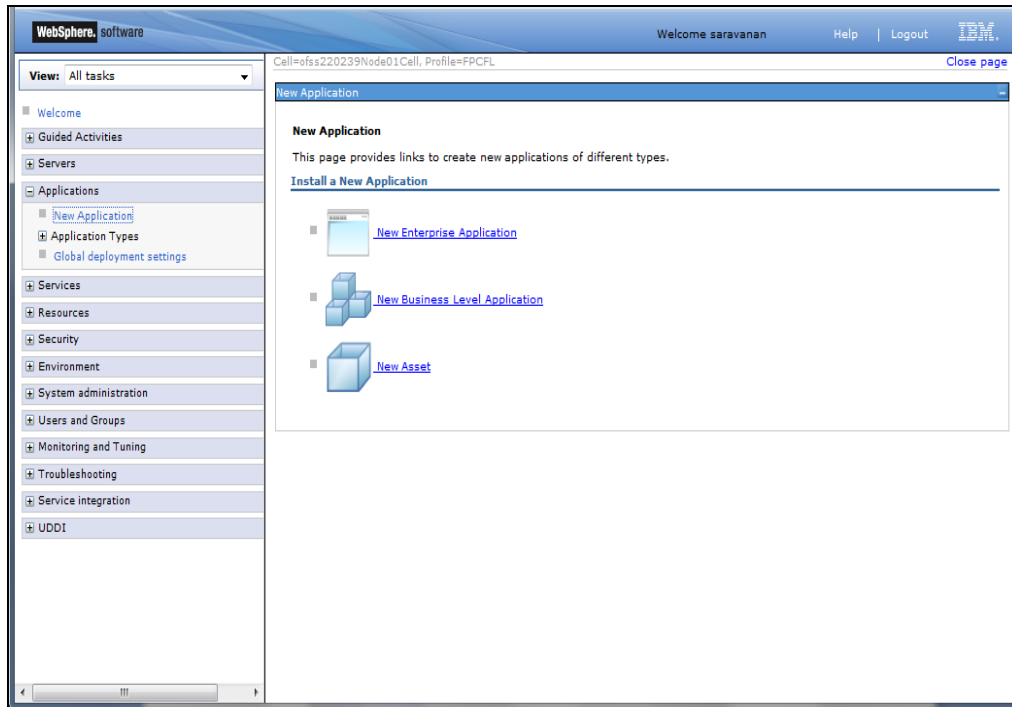
In the above example, 10.10.10.10 is the machine IP address on which WebSphere is running.

The following screen is displayed:

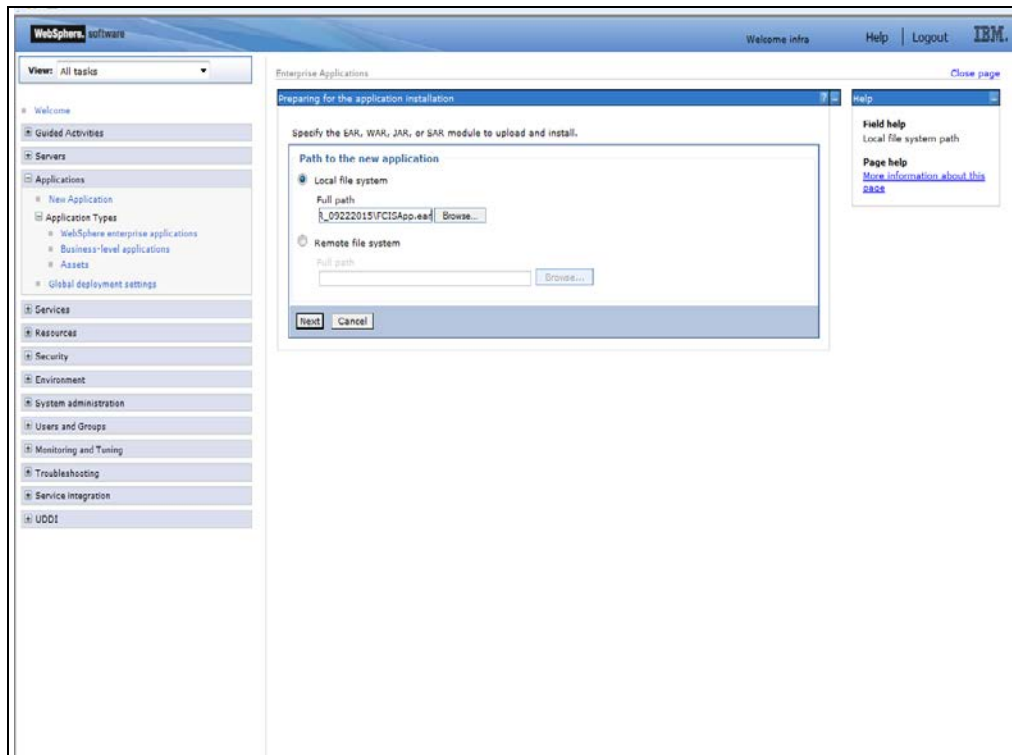


2. Enter the user name and password and click 'Log In' button to log in to the application server.
3. WebSphere Home Page will get launched.
4. Expand Applications and Click 'New Application' option.

The following screen is displayed.

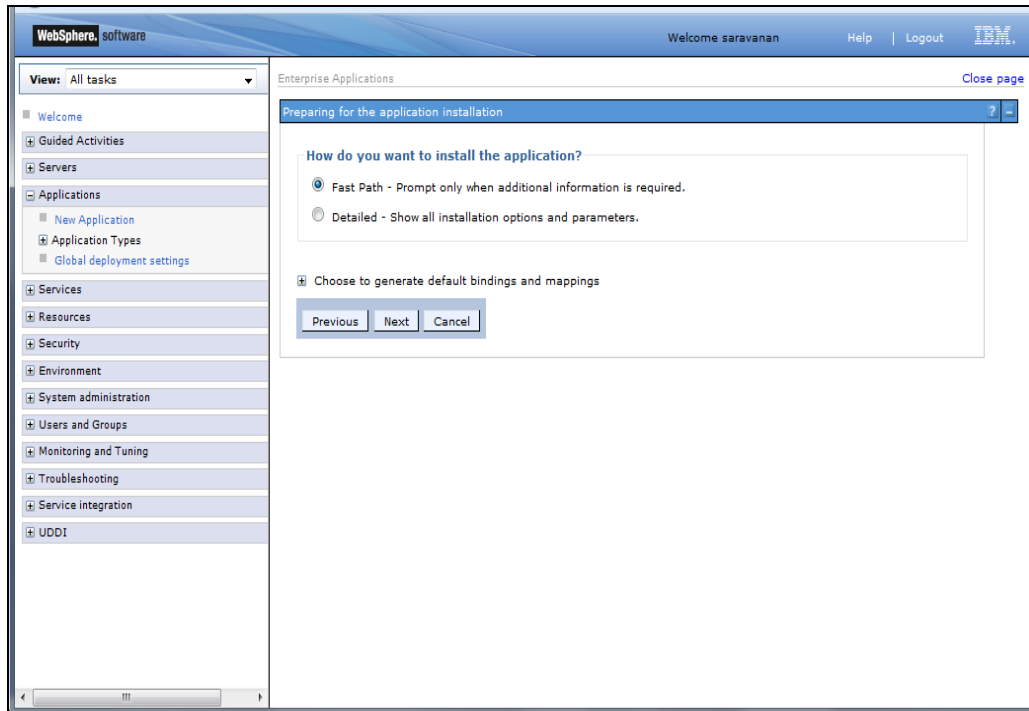


5. Click 'New Enterprise Application' option. The following screen is displayed:

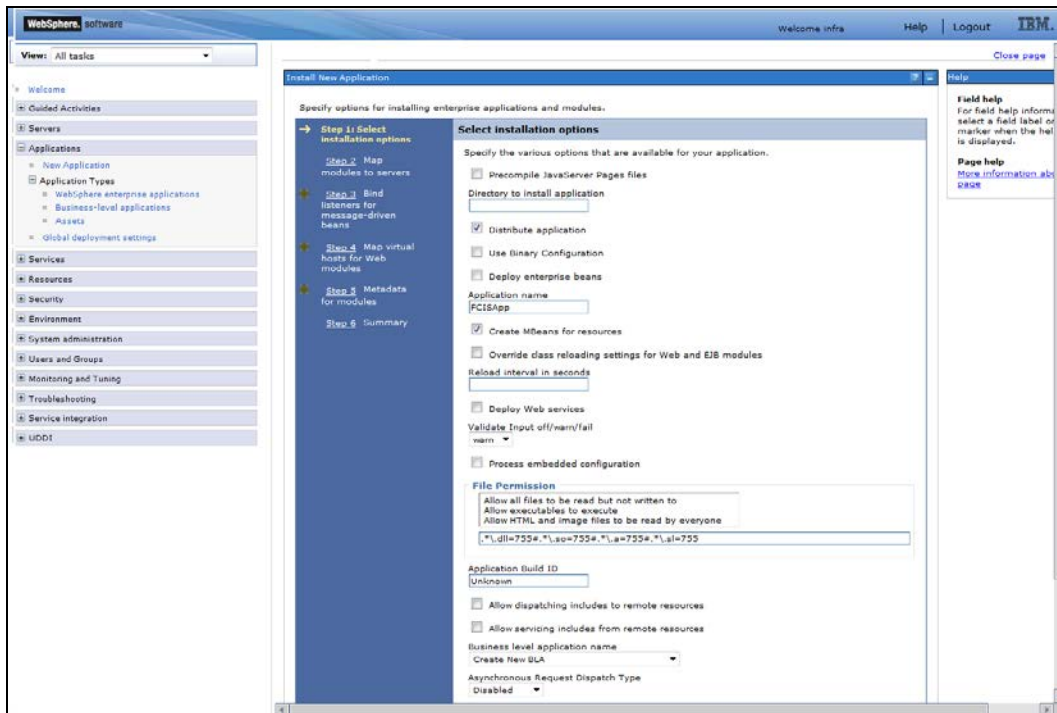


6. Browse the application EAR file and click 'Next'.

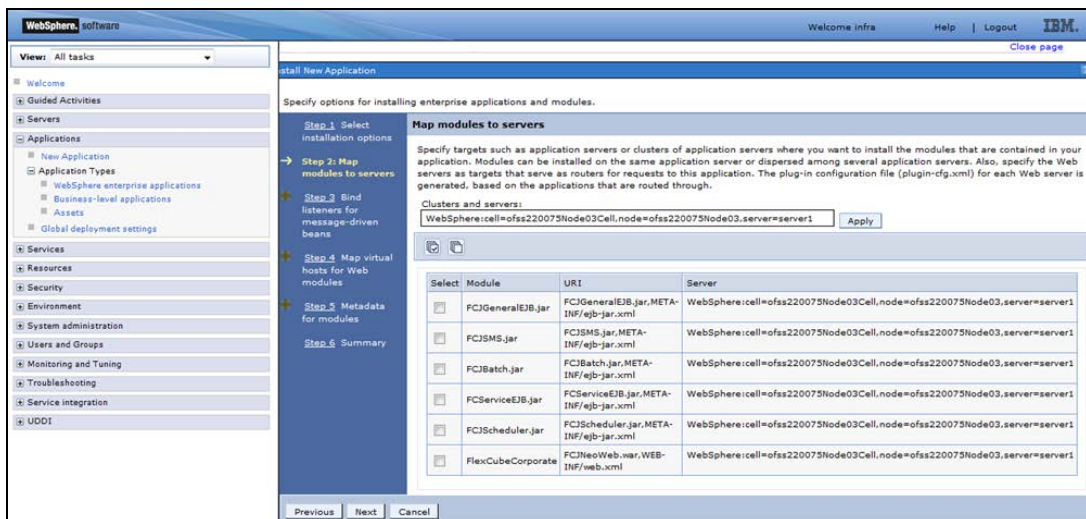
The following screen is displayed.



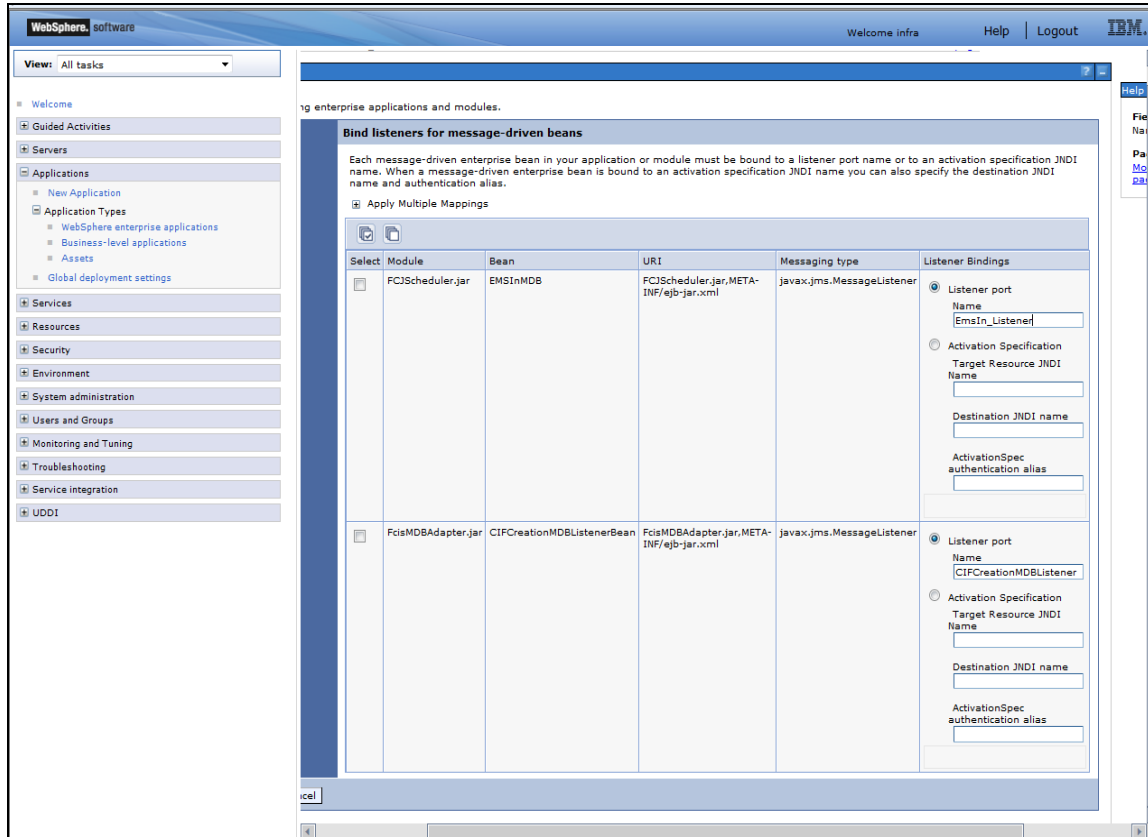
- Click 'Next'. The following screen is displayed.



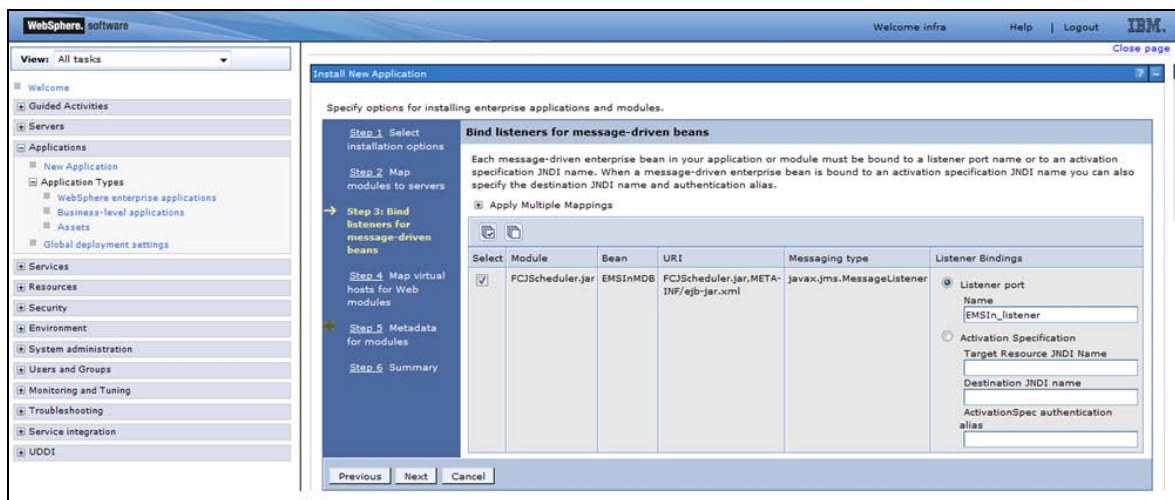
- Enter the Application Name. This should be the application name mentioned as part of EAR building .
- Click 'Next'.



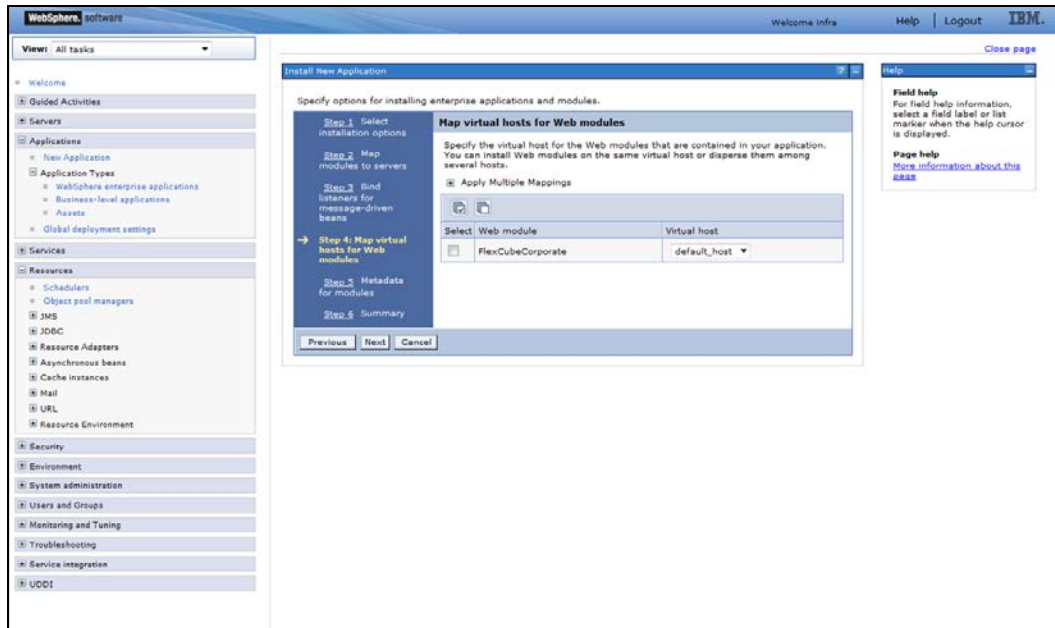
10. Check all the options. Click 'Next'. The following screen is displayed. Specify the details as shown:
- During property file creation, if insulation adapter is applicable, then the following screen will be displayed:



If insulation adapter is not applicable, then the following screen will be displayed:

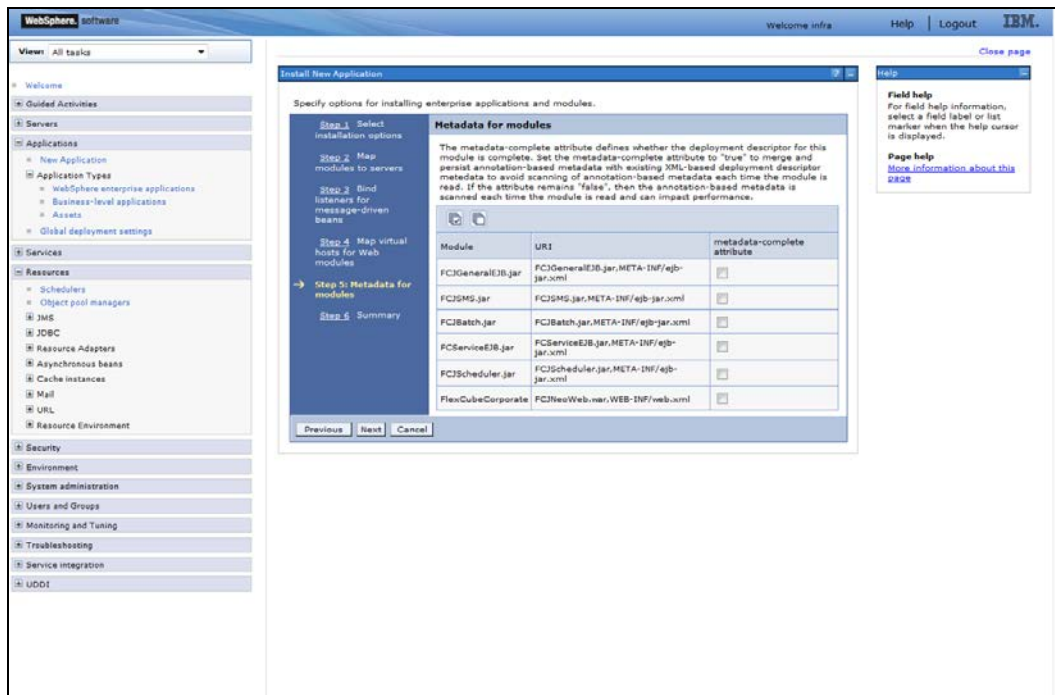


11. Click 'Next'. Following screen is displayed

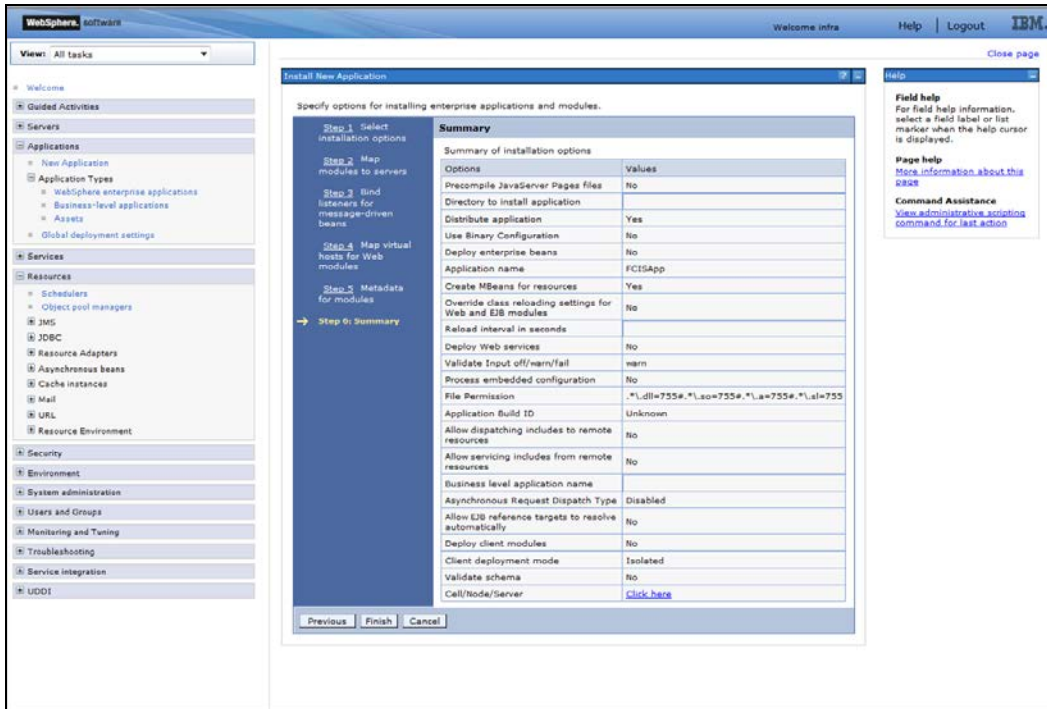


12. Click 'Next'.

The following screen is displayed.

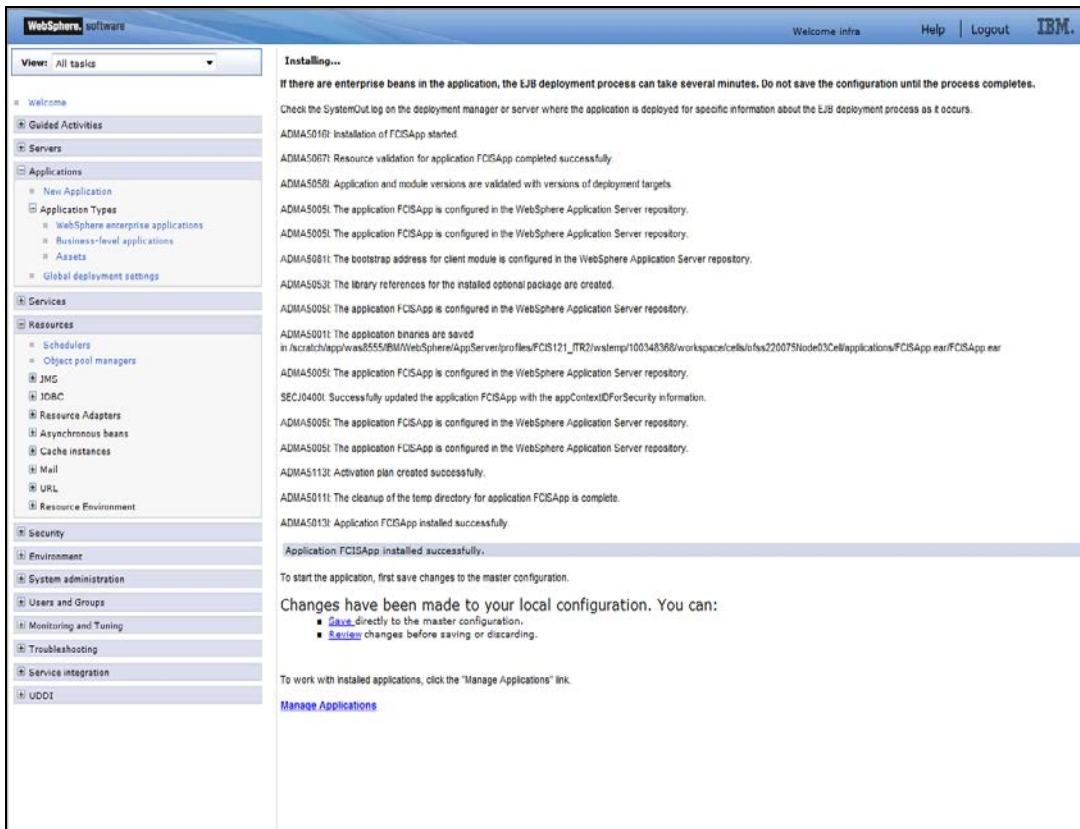


Click next. The following screen is displayed:



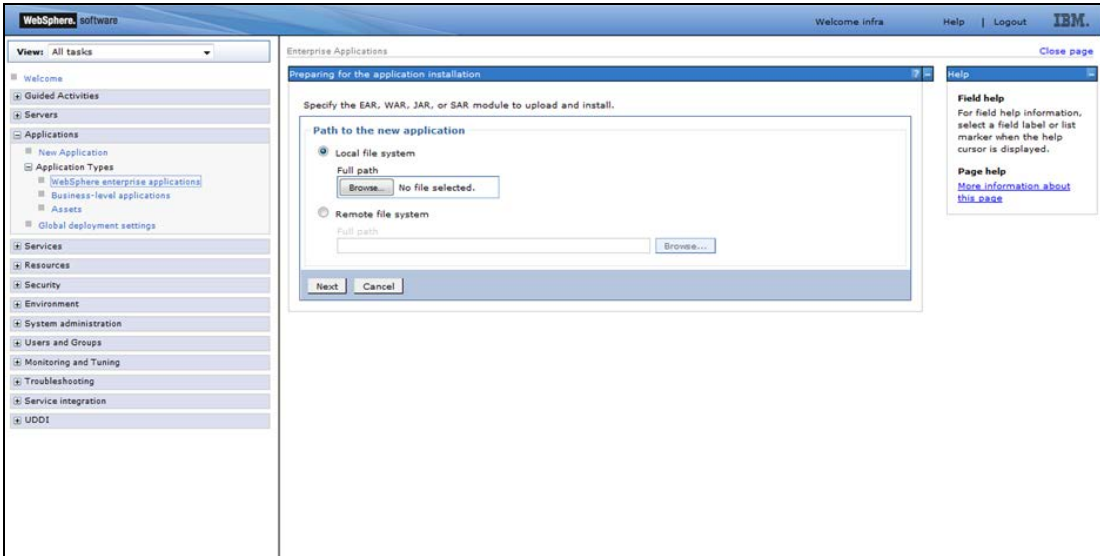
13. Click 'Finish'.

The following screen is displayed.

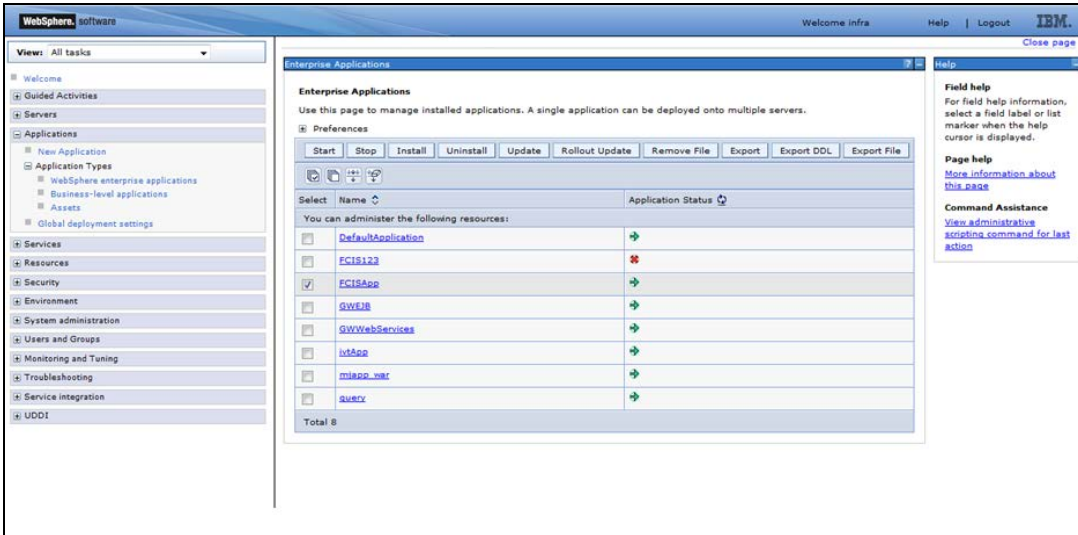


14. Click 'Save'.

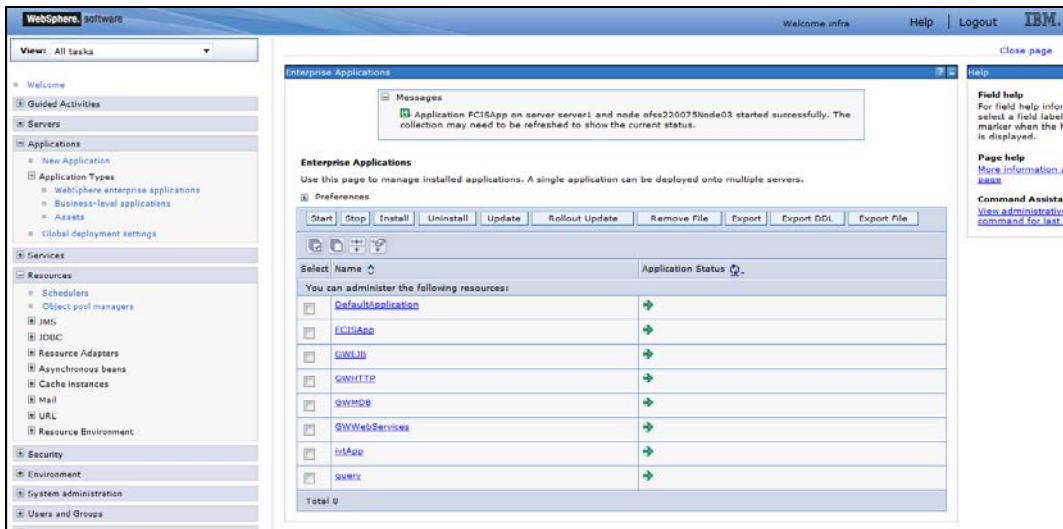
The following screen is displayed.



You need to manually select 'WebSphere Enterprise Applications' from the left menu. The following screen is displayed:



Select the application and click 'Start'. The application starts as shown below:

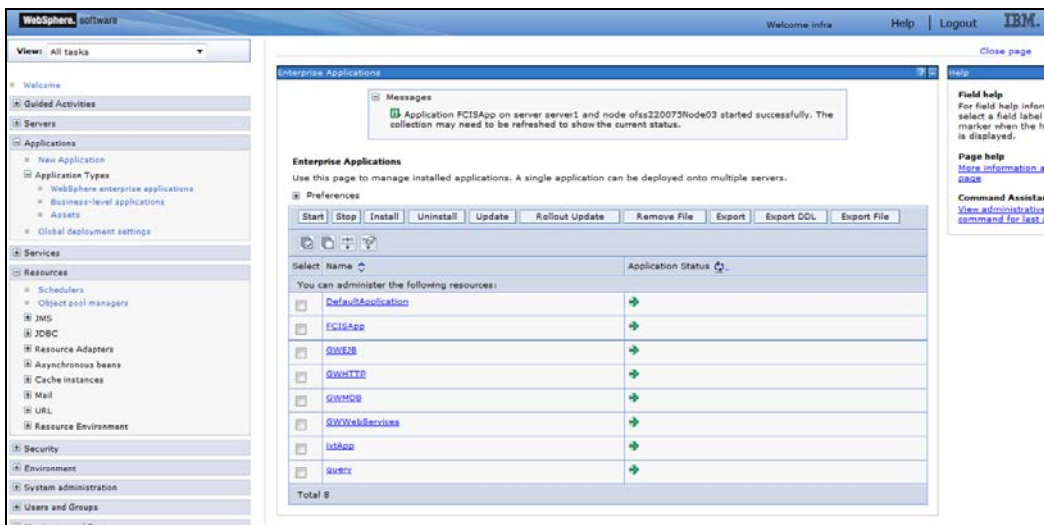


This completes the deployment of EAR (FCJNeoWeb.ear) on IBM WebSphere Application Server from the Administration Console.

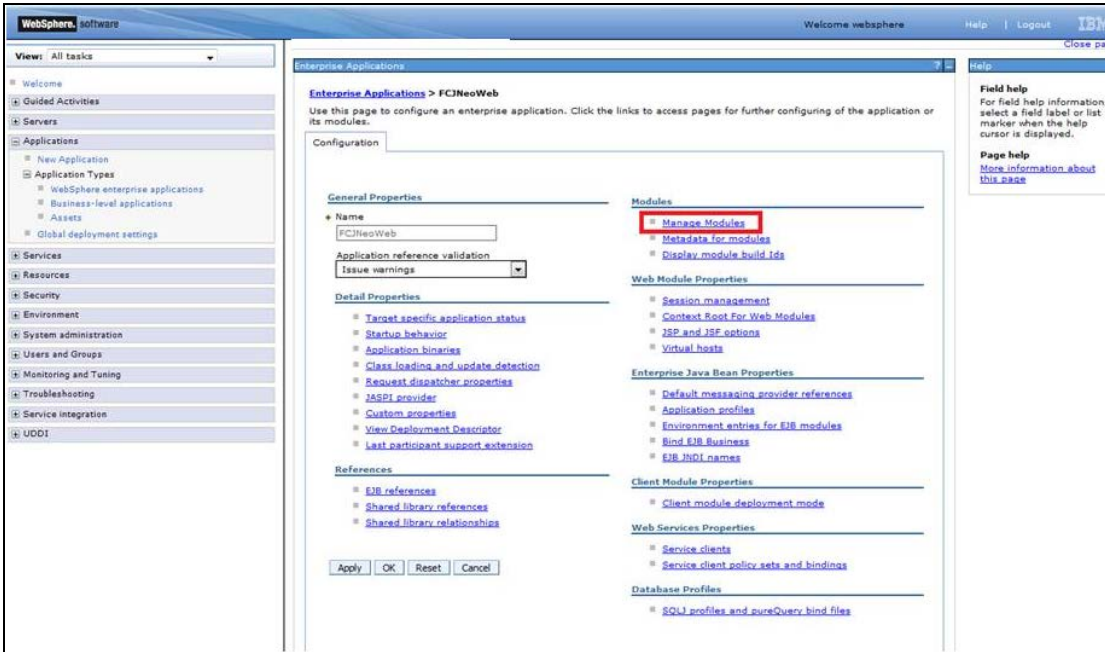
1.3 Standalone Scheduler Configuration

If standalone scheduler is enabled then below configuration should be done

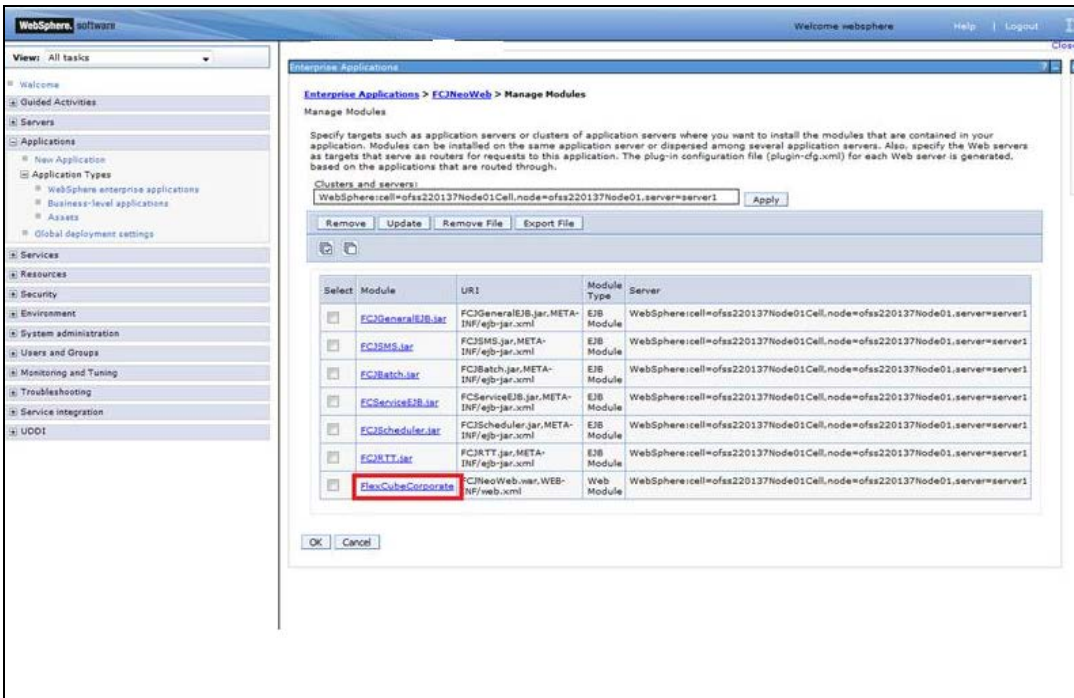
1. Login to websphere admin console. Expand 'Application > Application Types > WebSphere Enterprise Applications'. The following screen is displayed:



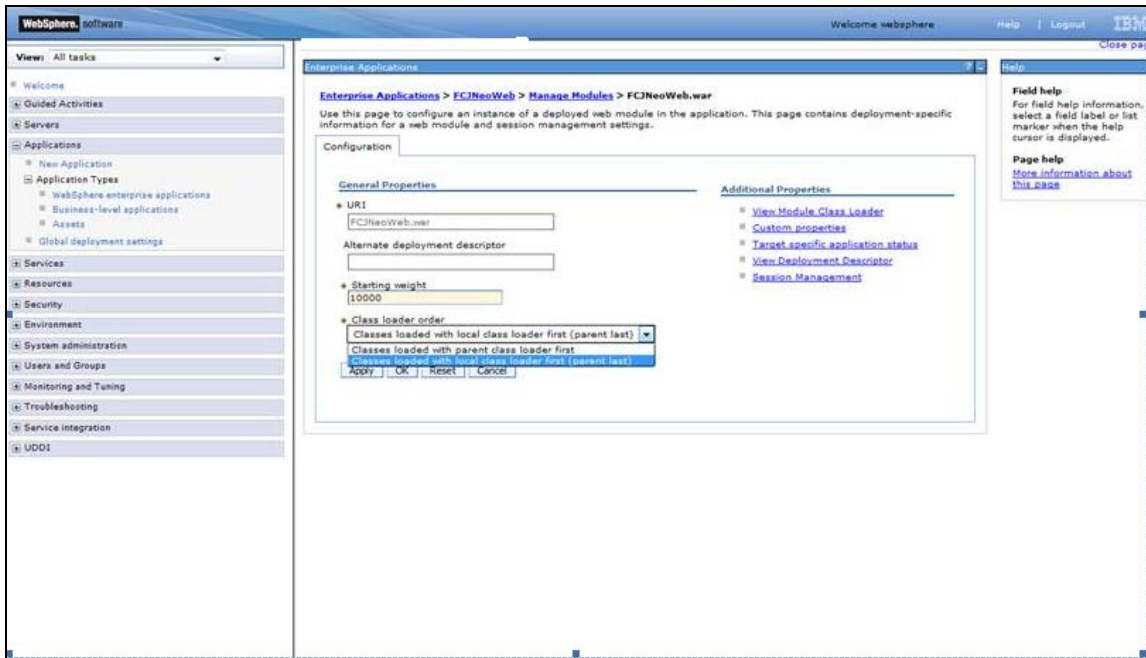
Click on the application 'FCISApp'. The following screen is displayed:



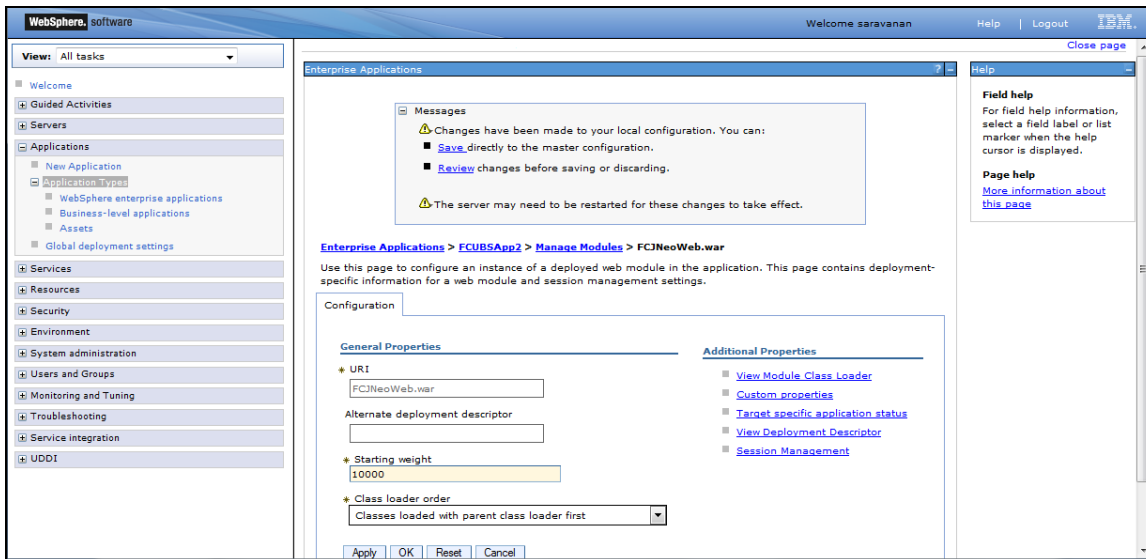
Click on 'Manage Modules'



Click on 'FlexCubeCorporate'. The following screen is displayed:



Select "Classes loaded with local class loader first (parent last)" from the dropdown 'Class loader order'. Click 'Apply' button.



Click 'Save' link and restart the server.

Enterprise Applications > FCISApp > Manage Modules

Manage Modules

Specify targets such as application servers or clusters of application servers where you want to install the modules that are contained in your application. Modules can be installed on the same application server or dispersed among several application servers. Also, specify the Web servers as targets that serve as routers for requests to this application. The plug-in configuration file (plugin-cfg.xml) for each Web server is generated, based on the applications that are routed through.

Clusters and servers:

Select	Module	URI	Module Type	Server
<input type="checkbox"/>	FCJGeneralEJB.jar	FCJGeneralEJB.jar,META-INF/ejb-jar.xml	EJB Module	WebSphere:cell=ofss220075Node03Cell,node=ofss220075Node03,server=server1
<input type="checkbox"/>	FCJSMS.jar	FCJSMS.jar,META-INF/ejb-jar.xml	EJB Module	WebSphere:cell=ofss220075Node03Cell,node=ofss220075Node03,server=server1
<input type="checkbox"/>	FCJBatch.jar	FCJBatch.jar,META-INF/ejb-jar.xml	EJB Module	WebSphere:cell=ofss220075Node03Cell,node=ofss220075Node03,server=server1
<input type="checkbox"/>	FCSserviceEJB.jar	FCSserviceEJB.jar,META-INF/ejb-jar.xml	EJB Module	WebSphere:cell=ofss220075Node03Cell,node=ofss220075Node03,server=server1
<input type="checkbox"/>	FCJScheduler.jar	FCJScheduler.jar,META-INF/ejb-jar.xml	EJB Module	WebSphere:cell=ofss220075Node03Cell,node=ofss220075Node03,server=server1
<input type="checkbox"/>	FlexCubeCorporate	FCJNeoWeb.war,WEB-INF/web.xml	Web Module	WebSphere:cell=ofss220075Node03Cell,node=ofss220075Node03,server=server1



Deploying Oracle FLEXCUBE on WebSphere
[November] [2021]
Version 14.5.2.0.0

Oracle Financial Services Software Limited
Oracle Park
Off Western Express Highway
Goregaon (East)
Mumbai, Maharashtra 400 063
India

Worldwide Inquiries:
Phone: +91 22 6718 3000
Fax: +91 22 6718 3001
www.oracle.com/financialservices/

Copyright © [2007], [2021], Oracle and/or its affiliates.

Oracle and Java are registered trademarks of Oracle and/or its affiliates. Other names may be trademarks of their respective owners.

U.S. GOVERNMENT END USERS: Oracle programs (including any operating system, integrated software, any programs embedded, installed or activated on delivered hardware, and modifications of such programs) and Oracle computer documentation or other Oracle data delivered to or accessed by U.S. Government end users are "commercial computer software" or "commercial computer software documentation" pursuant to the applicable Federal Acquisition Regulation and agency-specific supplemental regulations. As such, the use, reproduction, duplication, release, display, disclosure, modification, preparation of derivative works, and/or adaptation of i) Oracle programs (including any operating system, integrated software, any programs embedded, installed or activated on delivered hardware, and modifications of such programs), ii) Oracle computer documentation and/or iii) other Oracle data, is subject to the rights and limitations specified in the license contained in the applicable contract. The terms governing the U.S. Government's use of Oracle cloud services are defined by the applicable contract for such services. No other rights are granted to the U.S. Government.

This software or hardware is developed for general use in a variety of information management applications. It is not developed or intended for use in any inherently dangerous applications, including applications that may create a risk of personal injury. If you use this software or hardware in dangerous applications, then you shall be responsible to take all appropriate failsafe, backup, redundancy, and other measures to ensure its safe use. Oracle Corporation and its affiliates disclaim any liability for any damages caused by use of this software or hardware in dangerous applications.

This software and related documentation are provided under a license agreement containing restrictions on use and disclosure and are protected by intellectual property laws. Except as expressly permitted in your license agreement or allowed by law, you may not use, copy, reproduce, translate, broadcast, modify, license, transmit, distribute, exhibit, perform, publish or display any part, in any form, or by any means. Reverse engineering, disassembly, or decompilation of this software, unless required by law for interoperability, is prohibited.

The information contained herein is subject to change without notice and is not warranted to be error-free. If you find any errors, please report them to us in writing.

This software or hardware and documentation may provide access to or information on content, products and services from third parties. Oracle Corporation and its affiliates are not responsible for and expressly disclaim all warranties of any kind with respect to third-party content, products, and services. Oracle Corporation and its affiliates will not be responsible for any loss, costs, or damages incurred due to your access to or use of third-party content, products, or services.